

UHF Module M800

Applications

- Industrial Automation
- Logistics
- Tracking & Tracing
- Parking Automation

Features

- Max 20 dBm power
- Up to 1.5 meters read range
- TTL or RS232 interface
- Supports ETSI & FCC frequencies

RFID Options

- UHF (EPC C1 GEN2 / ISO18000-6C)

Description

The M800 embedded UHF RFID Module is a tiny read/write device with up to 20dBm power output and a reading distance of up to 1.5 meters*.


This 1 port reader Module is designed to perform with all ISO18000-6C tags including EPC Class1 Gen2 based on the UHF 840 – 960 MHz frequency band (ETSI + FCC). It can be used for a wide variety of applications such as mobile computing, industrial automation or logistics.

The M800 is a compact single board UHF RFID reader Module which provides RS232 or TTL interfaces and comes with a complete SDK & testing software for Windows based operating systems.

*Reading distance depends on tag, antenna and environmental conditions

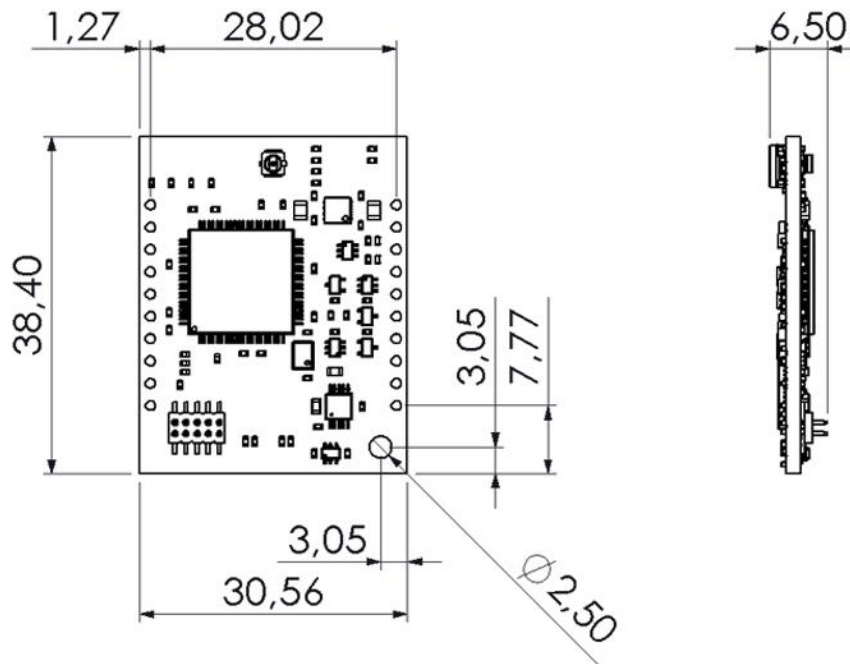
Technical Data

Electrical Specifications	
Power Supply	5 VDC (±5 % regulated)
Power Rating	max. 1.75W
Operating Frequency	840 – 960 MHz, software programmable
Max. Power	max 20dBm / 100mW, software programmable in 1dBm steps
Operating Distance	up to 1.5 meters*
Antenna Connector	U.FL connector
Inputs / Outputs	2 inputs / outputs software configurable
Status	2 LEDs
Interfaces	TTL (0-5V) RS232
Mechanical Specifications	
Dimensions	30.56 × 38.40 × 6.50mm

Environmental Conditions	
Operating Temperature	-10°C ... +55 °C
Storage Temperature	-20°C ... + 85°C
Humidity	up to 95%, non condensing
Supported Standards / Tags	
Standard ISO 18000-6C (EPC Class 1 Generation 2)	
SDK Information	
Supported OS	Windows XP, Vista, 7, 8
Supported Languages	C++, C# Command Protocol
Download Link	

*Reading distance depends on tag, antenna and environmental conditions


Mechanical View



All Dimensions in millimeters (mm)


Pin Layout

Connections on J1



Pin	No	Description	
		TTL	RS232
n.c.	1	Not connected	Not connected
n.c.	2	Not connected	Not connected
+ Vin	3	DC format DC 5 V +/- 5%	DC format DC 5 V +/- 5%
- Vin (Gnd)	4	DC power format return	DC power format return
n.c.	5	Not connected	Not connected
n.c.	6	Not connected	Not connected
n.c.	7	Not connected	Not connected
n.c.	8	Not connected	Not connected
n.c.	9	Not connected	Not connected
n.c.	10	Not connected	Not connected

Connections on J2



Pin	No	Description	
		TTL	RS232
RX	1	TTL serial line (from host)	RS232 serial line (from host)
TX	2	TTL serial line (to host)	RS232 serial line (to host)
TEST	3	Do not connect	Do not connect
I/O 1	4	Universal digital Input / Output	Universal digital Input / Output
n.c.	5	Not connected	Not connected
I/O 2	6	Universal digital Input / Output	Universal digital Input / Output
LED 2	7	Red external LED	Red external LED
LED 1	8	Green external LED	Green external LED
- Vin (Gnd)	9	DC power supply return	DC power supply return
+ Vin	10	DC power supply DC 5 V +/- 5%	DC power supply DC 5 V +/- 5%

Order Codes

Version	Order Code
TTL	OEM-UHF-M800-TTL
RS232	OEM-UHF-M800-232